



# Rise

design by Daniel Laval


Ergonomic task chairs & stools,  
conference, management



## Features

- Chair, Tall Stool, Extra-Tall Stool & Sit-to-Stand Chair with telescoping gas lift
- Control Mechanisms: single position back lock conference control & body balance synchro with seat depth
- Via Seating's comfort foam: a proprietary blend of high-density, injection-molded, closed-cell, cold-cured comfort foam
- Design for the Environment (DfE): screened to the ANSI/BIFMA e3-2019 Annex B-List of Chemicals of Concern & CA Prop 65 List
- Sustainability: BIFMA LEVEL certified & CLEAN AIR certified/certified low emitting
- Specify On: Spec It, CET, GSA (contract #GS-28F-005CA), CI Library, Project Spec, Hedberg, Cynclly ("CAP, GIZA, Worksheet"), MRL & KITS Collaborator

## Statement of Line



Chair #224



Tall & extra-tall  
Stools #224S



Sit-to-stand with  
telescoping gas lift  
#224S

**Tariff Surcharge Notice:** All Commercial POs received on or after June 1st, 2025 must apply a +5% NET surcharge to the order. See more at [viaseating.com/news/tariff-surcharge-june-2025](https://viaseating.com/news/tariff-surcharge-june-2025)



# Rise

Chairs, stools & sit-to-stand #224 & #224S  
GSA SIN# 33721








## 1. Starting Model

Part #	Price	Description
<b>CHAIRS:</b>		
224	<b>+\$494</b>	Mid back, extra comfort seat
<b>STOOLS:</b>		
224S	<b>+\$705</b>	Stool

## 2. Frame Color

Part #	Price	Description
CB	<b>+\$0</b>	Standard charcoal black
CG	<b>+\$40</b>	Cloud grey

## 3. Control Mechanism

Part #	Price	Description
<b>CHAIRS:</b>		
45C	<b>+\$0</b>	Standard tilt with single position back lock 
55C	<b>+\$102</b>	Body balance synchro with seat depth 
<b>STOOLS:</b>		
45CS-11DRB	<b>+\$0</b>	Tilt with a black footing for tall stools (7.5" travel) 
45CS-11DRC	<b>+\$0</b>	Tilt with a chrome footing for tall stools (7.5" travel) 
45CS-11XDRB	<b>+\$0</b>	Tilt with a black footing for extra-tall stools (10.25" travel) 
45CS-11XDRC	<b>+\$0</b>	Tilt with a chrome footing for extra-tall stools (10.25" travel) 
45CS-11TDRB	<b>+\$129</b>	Tilt with single position back lock for sit-to-stand with telescoping gas lift & a black footing (7.25" travel) 

## 4. Optional Arm

Part #	Price	Description
0A	<b>+\$0</b>	Standard armless 
22ACB	<b>+\$62</b>	Black 6D height adjustable arms <sup>1</sup> 
22ACG	<b>+\$62</b>	Grey 6D height adjustable arms <sup>2</sup> 


Note 1: Arms #22AB are available on #CB frames.

Note 2: Arms #22AG are available on #CG frames.


## 5. Base

Part #	Price	Description
18BB	<b>+\$0</b>	Standard on black frames, black nylon 5-star swivel base 
18CG	<b>+\$0</b>	Standard on grey frames, grey nylon 5-star swivel base 

## 5a. Casters or Glides




Part #	Price	Description
16HP	<b>+\$0</b>	Standard black carpet casters 

## 6. Lumbar Support

Part #	Price	Description
RLM	<b>+\$0</b>	Charcoal black lumbar support insert, always included 

# Rise

Chairs, stools & sit-to-stand #224 & #224S  
GSA SIN# 33721



## 7. Accent Bar Color

Part #	Price	Description
01AS	+\$0	Standard black
02AS	+\$0	Light grey
04AS	+\$0	Vibrant blue
03AS	+\$0	Red

## 8. Mesh Color

Part #	Price	Description
01RS	+\$0	Standard charcoal black
02RS	+\$0	Light grey
04RS	+\$0	Vibrant blue
03RS	+\$0	Red

## 9. Packaging

Part #	Price	Description
<b>CHAIRS:</b>		
KD	+\$0	Knocked down - assembly required
9FA	+\$83	Ships 95% assembled
FA	+\$178	Ships fully assembled in the box
<b>STOOLS:</b>		
9FA	+\$0	Ships 95% assembled
FA	+\$98	Ships fully assembled in the box

## 10. Textile

Part #	Price	Description
GR A	+\$0	Grade A fabric, vinyl or leather
GR B	+\$29	Grade B fabric, vinyl or leather
GR 1	+\$58	Grade 1 fabric, vinyl or leather
COM	+\$58	Customer's Own Fabric or Vinyl
GR 2	+\$86	Grade 2 fabric, vinyl or leather
GR 3	+\$121	Grade 3 fabric, vinyl or leather
COL	+\$121	Customer's Own Leather
GR 4	+\$163	Grade 4 fabric, vinyl or leather
GR 5	+\$208	Grade 5 fabric, vinyl or leather
GR 6	+\$254	Grade 6 fabric, vinyl or leather
GR 7	+\$306	Grade 7 fabric, vinyl or leather
GR 8	+\$363	Grade 8 fabric, vinyl or leather

## Build Model String

1 2 3 4 5 5A 6 7 8 9 10

Example:


224-CB-45C-21AB-22CB-14HP-RLM-01AS-01RS-KD-GR A (ORIGIN JET)



Quoting is easiest with Via's online quote software that renders & prices your model in real time. Scan the QR code or visit <https://viaseating.com/spec-it/#/rise>

# Rise

All key specification details: #224 & #224S



## Key Details



### Quick Ship / 48-Hour Manufacturing

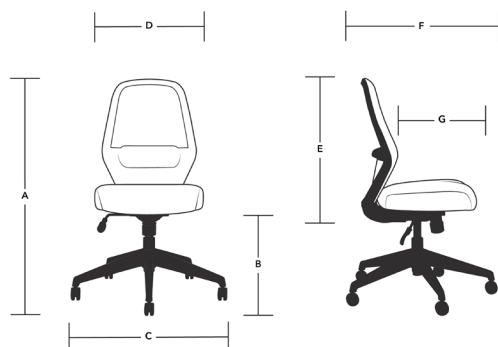
20 chairs made in 48 hours with stocked textiles. See [viaseating.com/quick-ship/](https://viaseating.com/quick-ship/)



### Warranty

12 year warranty, 5 years for mesh. See [viaseating.com/warranty/](https://viaseating.com/warranty/)

## Specifications: Chairs, Stools & Sit-to-Stand



SEAT:	CONTOURED SEAT #224				
CONTROL:	45C				55C
STOOL HEIGHT?:	/	11DR	11XDR	11TDR	/
Dimensions					
A(-) - Min Height	37.0"	43.5"	46.0"	38.5"	39.0"
A(+) - Max Height	41.0"	51.0"	56.0"	46.0"	43.0"
B(-) - Min Seat to Floor	16.5"	22.5"	25.0"	17.5"	17.5"
B(+) - Max Seat to Floor	20.5"	30.0"	35.0"	25.0"	22.0"
C - Max Width	26.5"	26.5"	26.5"	26.5"	26.5"
D - Seat Width	19.5"	19.5"	19.5"	19.5"	19.5"
E - Backrest Height	22.5"	22.5"	22.5"	22.5"	22.0"
F - Max Depth	26.5"	26.5"	26.5"	26.5"	26.5"
G(-) - Min Seat Depth	/	/	/	/	16.5"
G(+) - Max Seat Depth	17.5"	17.5"	17.5"	17.5"	18.5"
Weights					
Weight Capacity	300 lb	300 lb	300 lb	300 lb	300 lb
Product Weight	28.5 lb	35.5 lb	36.5 lb	35.5 lb	29.5 lb

# Rise

All key specification details: COM/COL & arms



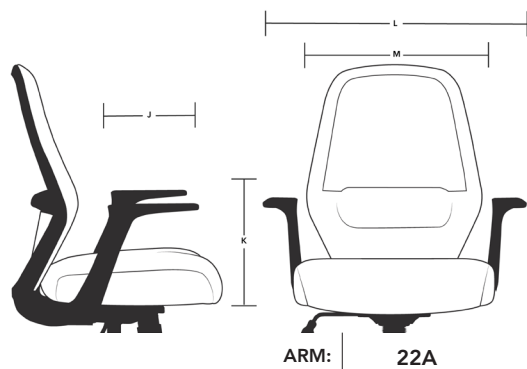
## COM/COL

MODEL:	224
Textiles <sup>1</sup>	
Seat COM (fabric / vinyl)	0.85 yd / 0.75 yd
Seat COL	5.6 sq ft



**Need Support?** COM/COL amounts are listed for a single product. We are happy to supply yardage requirement quotes for multiple (any more than 1) chair orders, as material cost savings may be realized. Please call 1-800-433-6614 or contact your CAS support at West (CSWest@viaseating.com), South (CSSouth@viaseating.com), North (CSNorth@viaseating.com) or Canada (cscanada@viaseating.com).

## Specifications: Arms



ARM:	22A
Dimensions	
J - Armrest Length	10.0"
K(-) - Min Armrest Height	8.5"
K(+) - Max Armrest Height	11.5"
L(-) - Min Armrest Width	23.5"
L(+) - Max Armrest Width	29.0"
M(-) - Min Width Between Armrests	15.5"
M(+) - Max Width Between Armrests	21.0"
Weights	
Product Weight	+4.0 lb



